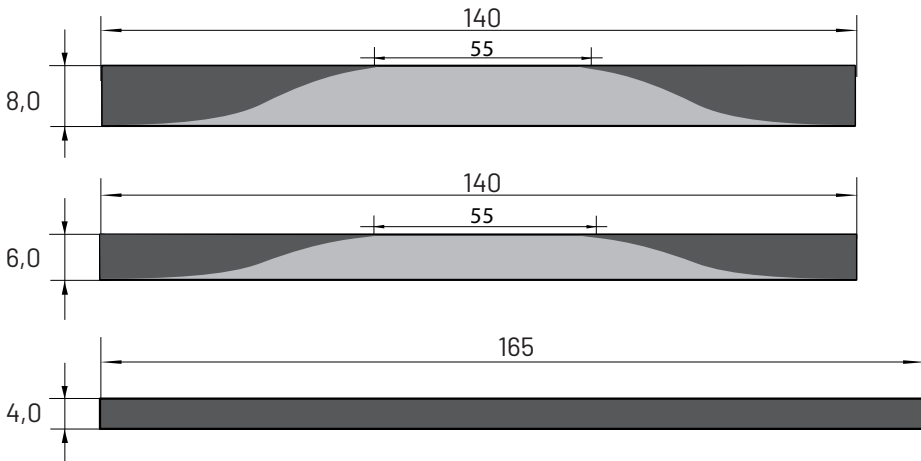

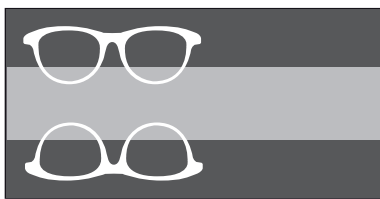



A338 - EL SV SHALLOW



Extruded

LA/ES ITALY		LA/ES ASIA 	
Front	Temple	Front	Temple
A338 - 1641	A132 - 1703	EL SV - 1641	EL MM - 1703
A338 - 1642	A132 - 1702	EL SV - 1642	EL MM - 1702
A338 - 1643	A132 - 1707	EL SV - 1643	EL MM - 1707
A338 - 1644	A132 - 1701	EL SV - 1644	EL MM - 1701
A338 - 1645	A132 - 1706	EL SV - 1645	EL MM - 1706
A338 - 1646	A132 - 1746	EL SV - 1646	EL MM - 1746



	LA/ES ITALY		LA/ES ASIA 	
	Nominal Size mm	Tolerance mm	Nominal Size mm	Tolerance mm
THICKNESS	8,0	8,0 - 8,2		
	6,0	6,0 - 6,2	6,0	6,0 - 6,2
	4,0	4,0 - 4,2	4,0	4,0 - 4,2
WIDTH- LENGHT FRONT	140	135 - 145	140	135 - 145
	1400	1395 - 1405	1450	1445 - 1455
WIDTH- LENGHT TEMPLE	165	160 - 170	165	160 - 170
	1400	1395 - 1405	1450	1445 - 1455
INTERNAL SIZE	55	53 - 57	55	53 - 57

2021

Tutte le informazioni contenute in questo inserto vengono date in buona fede ed al meglio delle nostre conoscenze disponibili. Ogni utilizzatore del materiale è tenuto ad effettuare i propri test per determinare se il materiale è adatto all'uso specifico. LA/ES si riserva il diritto di cambiare qualunque tipo di dato riportato in questo inserto in qualsiasi momento.

Data stated are provided in good faith to the best of our knowledge. Data provided are not binding and they do not exempt users from carrying out their own tests to verify product suitability. The manufacturer reserves the right to modify any information at any time.